





7 
Plumeria Drive

live the change

nr Dange Chowk

H&I

3 / 4 bhk
luxury homes

7 Plumeria Drive is now launching the H&I buildings, the final phase of 7PD, where perfection crests a new high! The amenities have been upgraded by **2X** - with the addition of another swimming pool with an infinity edge, a splash pool, and a premium landscaped podium with multiple amenities.



**BIRD'S EYE
View**

31 storeys
244 units
3 & 4 bhk

Digital Render



PODIUM

2

**Children's Play Areas
Toddlers park
Gazebos
Solar Swings**

Digital Render



PODIUM
2

Senior Citizens Corner
Flowering Landscaping
Peace Zone

Digital Render



PODIUM

2

Infinity Edge
Swimming Pool
with sunken deck &
surrounded by pavilions

Digital Render




PODIUM

2

PODIUM 2 +
CLUBHOUSE Complex +
PODIUM 1

Digital Render



PODIUM

2

Jogging / Walking track
Lush Green Lawns
Seating Areas

Digital Render

C

D

E

PODIUM 01

B

A

CLUBHOUSE
COMPLEX

PODIUM 02

F

G

H

I



TOP
View

31 storeys
244 units
3 & 4 bhk

Digital Render

Carpet Area 112.23 sq.m. / 1208.04 sq.ft.

201, 301, 401, 501, 601, 701, 901, 1001, 1101, 1201, 1401, 1501, 1601, 1701, 1901, 2001, 2101, 2201, 2401, 2501, 2601, 2701, 2901, 3001, 3101

AMENITY FACING

Carpet Area 112.23 sq.m. / 1208.04 sq.ft.

202, 302, 402, 502, 602, 702, 902, 1002, 1102, 1202, 1402, 1502, 1602, 1702, 1902, 2002, 2102, 2202, 2402, 2502, 2602, 2702, 2902, 3002, 3102



Carpet Area 112.19 sq.m. / 1207.61 sq.ft.

204, 304, 404, 504, 604, 704, 904, 1004, 1104, 1204, 1404, 1504, 1604, 1704, 1904, 2004, 2104, 2204, 2404, 2504, 2604, 2704, 2904, 3004, 3104

Carpet Area 112.19 sq.m. / 1207.61 sq.ft.

203, 303, 403, 503, 603, 703, 903, 1003, 1103, 1203, 1403, 1503, 1603, 1703, 1903, 2003, 2103, 2203, 2403, 2503, 2603, 2703, 2903, 3003, 3103



TYPICAL FLOOR PLAN



Flat Nos.	Type	Carpet sq.m	Carpet sq.ft	Encl. Balcony sq.m	Encl. Balcony sq.ft	Total Carpet sq.m	Total Carpet sq.ft
201, 301, 401, 501, 601, 701, 901, 1001, 1101, 1201, 1401, 1501, 1601, 1701, 1901, 2001, 2101, 2201, 2401, 2501, 2601, 2701, 2901, 3001, 3101	3 BHK	98.85	1064.02	13.38	144.02	112.23	1208.04
202, 302, 402, 502, 602, 702, 902, 1002, 1102, 1202, 1402, 1502, 1602, 1702, 1902, 2002, 2102, 2202, 2402, 2502, 2602, 2702, 2902, 3002, 3102	3 BHK	98.85	1064.02	13.38	144.02	112.23	1208.04

Flat Nos.	Type	Carpet sq.m	Carpet sq.ft	Encl. Balcony sq.m	Encl. Balcony sq.ft	Total Carpet sq.m	Total Carpet sq.ft
203, 303, 403, 503, 603, 703, 903, 1003, 1103, 1203, 1403, 1503, 1603, 1703, 1903, 2003, 2103, 2203, 2403, 2503, 2603, 2703, 2903, 3003, 3103	3 BHK	98.81	1063.59	13.38	144.02	112.19	1207.61
204, 304, 404, 504, 604, 704, 904, 1004, 1104, 1204, 1404, 1504, 1604, 1704, 1904, 2004, 2104, 2204, 2404, 2504, 2604, 2704, 2904, 3004, 3104	3 BHK	98.81	1063.59	13.38	144.02	112.19	1207.61

Carpet Area 112.23 sq.m. / 1208.04 sq.ft.

801, 1301, 1801, 2301, 2801

AMENITY FACING

Carpet Area 112.23 sq.m. / 1208.04 sq.ft.

802, 1302, 1802, 2302, 2802



REFUGE FLOOR PLAN



Carpet Area 112.19 sq.m. / 1207.61 sq.ft.

804, 1304, 1804, 2304, 2804

Carpet Area 89.93 sq.m. / 968.00 sq.ft.

803, 1303, 1803, 2303, 2803

Flat Nos.	Type	Carpet sq.m	Carpet sq.ft	Encl. Balcony sq.m	Encl. Balcony sq.ft	Total Carpet sq.m	Total Carpet sq.ft
801, 1301, 1801, 2301, 2801	3 BHK	98.85	1064.02	13.38	144.02	112.23	1208.04
802, 1302, 1802, 2302, 2802	3 BHK	98.85	1064.02	13.38	144.02	112.23	1208.04

Flat Nos.	Type	Carpet sq.m	Carpet sq.ft	Encl. Balcony sq.m	Encl. Balcony sq.ft	Total Carpet sq.m	Total Carpet sq.ft
803, 1303, 1803, 2303, 2803	2 BHK	76.55	823.98	13.38	144.02	89.93	968.00
804, 1304, 1804, 2304, 2804	3 BHK	98.81	1063.59	13.38	144.02	112.19	1207.61

Carpet Area 119.48 sq.m. / 1286.08 sq.ft.

101, 201, 301, 401, 501, 601, 701, 901, 1001, 1101, 1201, 1401, 1501, 1601, 1701, 1901, 2001, 2101, 2201, 2401, 2501, 2601, 2701, 2901, 3001, 3101

AMENITY FACING

Carpet Area 176.95 sq.m. / 1904.69 sq.ft.

102, 202, 302, 402, 502, 602, 702, 902, 1002, 1102, 1202, 1402, 1502, 1602, 1702, 1902, 2002, 2102, 2202, 2402, 2502, 2602, 2702, 2902, 3002, 3102



Carpet Area 119.70 sq.m. / 1288.44 sq.ft.

104, 204, 304, 404, 504, 604, 704, 904, 1004, 1104, 1204, 1404, 1504, 1604, 1704, 1904, 2004, 2104, 2204, 2404, 2504, 2604, 2704, 2904, 3004, 3104

Carpet Area 176.95 sq.m. / 1904.69 sq.ft.

103, 203, 303, 403, 503, 603, 703, 903, 1003, 1103, 1203, 1403, 1503, 1603, 1703, 1903, 2003, 2103, 2203, 2403, 2503, 2603, 2703, 2903, 3003, 3103



Flat Nos.	Type	Carpet sq.m.	Carpet sq.ft.	Encl. Balcony sq.m.	Encl. Balcony sq.ft.	Total Carpet sq.m.	Total Carpet sq.ft.
101, 201, 301, 401, 501, 601, 701, 901, 1001, 1101, 1201, 1401, 1501, 1601, 1701, 1901, 2001, 2101, 2201, 2401, 2501, 2601, 2701, 2901, 3001, 3101	3 BHK	104.53	1125.16	14.95	160.92	119.48	1286.08
102, 202, 302, 402, 502, 602, 702, 902, 1002, 1102, 1202, 1402, 1502, 1602, 1702, 1902, 2002, 2102, 2202, 2402, 2502, 2602, 2702, 2902, 3002, 3102	4 BHK	154.58	1663.90	22.37	240.79	176.95	1904.69

Flat Nos.	Type	Carpet sq.m.	Carpet sq.ft.	Encl. Balcony sq.m.	Encl. Balcony sq.ft.	Total Carpet sq.m.	Total Carpet sq.ft.
103, 203, 303, 403, 503, 603, 703, 903, 1003, 1103, 1203, 1403, 1503, 1603, 1703, 1903, 2003, 2103, 2203, 2403, 2503, 2603, 2703, 2903, 3003, 3103	4 BHK	154.58	1663.90	22.37	240.79	1904.69	1904.69
104, 204, 304, 404, 504, 604, 704, 904, 1004, 1104, 1204, 1404, 1504, 1604, 1704, 1904, 2004, 2104, 2204, 2404, 2504, 2604, 2704, 2904, 3004, 3104	3 BHK	104.68	1126.77	15.02	161.67	119.70	1288.44

Carpet Area 119.48 sq.m. / 1286.08 sq.ft.

801, 1301, 1801, 2301, 2801

AMENITY FACING

Carpet Area 176.96 sq.m. / 1904.69 sq.ft.

802, 1302, 1802, 2302, 2802



REFUGE FLOOR PLAN



Carpet Area 119.70 sq.m. / 1288.44 sq.ft.

804, 1304, 1804, 2304, 2804

Carpet Area 158.10 sq.m. / 1701.79 sq.ft.

803, 1303, 1803, 2303, 2803

Flat Nos.	Type	Carpet sq.m	Carpet sq.ft	Encl. Balcony sq.m	Encl. Balcony sq.ft	Total Carpet sq.m	Total Carpet sq.ft
801, 1301, 1801, 2301, 2801	3 BHK	104.53	1125.16	14.95	160.92	119.48	1286.08
802, 1302, 1802, 2302, 2802	4 BHK	154.58	1663.90	22.37	240.79	176.95	1904.69

Flat Nos.	Type	Carpet sq.ft	Carpet sq.ft	Encl. Balcony sq.ft	Encl. Balcony sq.ft	Total Carpet sq.ft	Total Carpet sq.ft
803, 1303, 1803, 2303, 2803	3 BHK	135.73	1461.00	22.37	240.79	158.10	1701.79
804, 1304, 1804, 2304, 2804	3 BHK	104.68	1126.77	15.02	161.67	119.70	1288.44



**CLUBHOUSE
& PODIUM 1**

View from
Building G

Digital Render



**Area 7
Buildings
A, H & I**

View from
the Main Road

Digital Render




Plumeria Drive

live the change

nr Dange Chowk

Seeing is believing!

The ready & operational 5-star level luxury amenities in use here at 7Plumeria Drive deliver a world class lifestyle.

Experience true luxury at 7 Plumeria Drive!



View of the Clubhouse
+ Swimming Pool + Café
+ Multipurpose Hall
+ Gym overlooking
the pool

Club house:
Reception Lounge + Creche
+ Society Offices + Reading Lounge
cum Library + Mini Theater


ACTUAL PHOTOGRAPH



**READY
AMENITIES**

Full Sized
Multipurpose Court +
Tennis Court
on Podium
with intensively landscaped
gardens and gazebos

ACTUAL PHOTOGRAPH



**READY
AMENITIES**

Futsal Court
with Artificial Turf

ACTUAL PHOTOGRAPH



**READY
AMENITIES**

Luxury Projection Room
with High-end Audio,
& Plush seating


ACTUAL PHOTOGRAPH



**READY
AMENITIES**

Spacious and soothing
woods themed creche &
nursing room

ACTUAL PHOTOGRAPH




**READY
AMENITIES**

Treadmill section
of the Spacious GYM,
overlooks Podium 2

ACTUAL PHOTOGRAPH



FULL SIZED
SQUASH COURT



MEDITATION / YOGA ZONE

GAMES ROOM Table Tennis, Pool, Air Hockey
Cards Table, Carom Table



MULTIPURPOSE HALL
Opens to Lawns on side



READY
AMENITIES

ACTUAL PHOTOGRAPHS



**READY
AMENITIES**

View of elevated GYM,
Café below, Games Room
& Squash court
& Sauna & Locker Rooms

ACTUAL PHOTOGRAPH



SPECIFICATIONS

ENTRANCE LOBBY (Ground floor)

- Decorative ceiling with LED lights
- Door controlled by automation system
- Air-conditioned lobby
- Marble \ Granite flooring and cladding

RCC

- Earthquake resistant structure as per seismic design.
- All walls in RCC

PAINT

- External - Texture surface and Top coat acrylic paint
- Internal Jotun or Equivalent Acrylic Emulsion paint for walls and ceiling

PLUMBING

- Concealed CPVC and UPVC piping
- Arrangement for washing machine and dish washer in dry balcony

KITCHEN / DRY BALCONY

- Scratch resistant SS sink with drain board (Franke or equivalent)
- Galaxy Black Granite - Top kitchen platform
- Superior quality ceramic wall tiling
- Gas leak detector system
- Reticulated piped gas system
- 4' height tiles in dry balcony

TERRACE / SIT OUT

- SS Railing with Laminated glass
- Private Sit-out to living & dining on each floor.
- Wooden finish flooring tiles
- Drain channels in sit-out area

BATHROOMS

- Exclusive bathrooms with designer premium sanitary ware (Toto or equivalent)
- CP fittings - Toto / Grohe/ Jaquar or equivalent make
- Shower partition in all en suite bathrooms except domestic help toilet
- Designer dado tiles in all bath rooms up to lintel level
- Hot and cold water in master wash basin
- Counter washbasin in all bathrooms except servant toilet
- Mirrors for all bathrooms
- Rain + hand shower in master bathroom
- False ceiling with light fittings in all bath rooms

DOORS / WINDOWS

- 40mm thick Designer laminated wooden flush main door with Digital lock of Yale / Godrej
- 32mm Internal laminated flush doors with premium fixtures of Godrej or equivalent
- System window and sliding door with mosquito mesh of Jindal or Equivalent
- Granite / Artificial stone sill in windows

Flooring

- Imported marble flooring in foyer, passage, living and dining and kitchen.
- 800mm x 800mm vitrified tiles in all bedrooms

ELECTRIFICATION

- Concealed copper wiring with circuit breakers
- TV point in living & en suite bedrooms
- Premium modular switches of Legrand / Schneider or equivalent
- Adequate electrical points for appliances in Kitchen
- Shuttered plug socket to avoid accidental contact
- Provision for A/C in all bedrooms, living and dining
- 3-Phase connection for all flats
- 2-way light and fan switches in en suite Bedroom
- Concealed foot lamps in en suite Bedroom

AUTOMATION & SECURITY

- Color Video Door Phone

COMMON AMENITIES

- High Speed elevators with Auto Rescue Device (ARD)
- Energy efficient LED lighting at designated common areas
- Power backup for elevators
- Garbage chute for easy disposal of waste
- Washroom facility for domestic help in parking area
- False ceiling in lift lobbies
- 24 Hours surveillance by CCTV cameras in designated common areas
- Advanced secure firefighting system with fire staircase and FHC
- Public address system in entire flat and Lobby
- Sprinkler system in entire building

AMENITIES

CLUB HOUSE

- Full equipped state of the art Gymnasium
- Multipurpose hall
- Library
- Mini theater
- Society office
- Conference hall
- Crèche
- Steam room
- Indoor games
- Squash court
- Yoga and Meditation area
- Senior citizen seating area
- Ladies and Gents Toilet

LANDSCAPING

- Internationally Styled landscaping
- Raised podium landscaping
- Swimming pool
- Pool Deck
- Shade Pavilion
- Vine Covered Trellis
- Kid's Pool
- Party lawn
- Amphitheatre with gathering plaza
- Nature Walk & Herb Garden
- Reflexology Path
- Half Basketball court
- Outdoor exercise station
- Timber Deck

- Jogging track
- Children's play area
- Tot-lot play area
- Tennis court
- Futsal Court

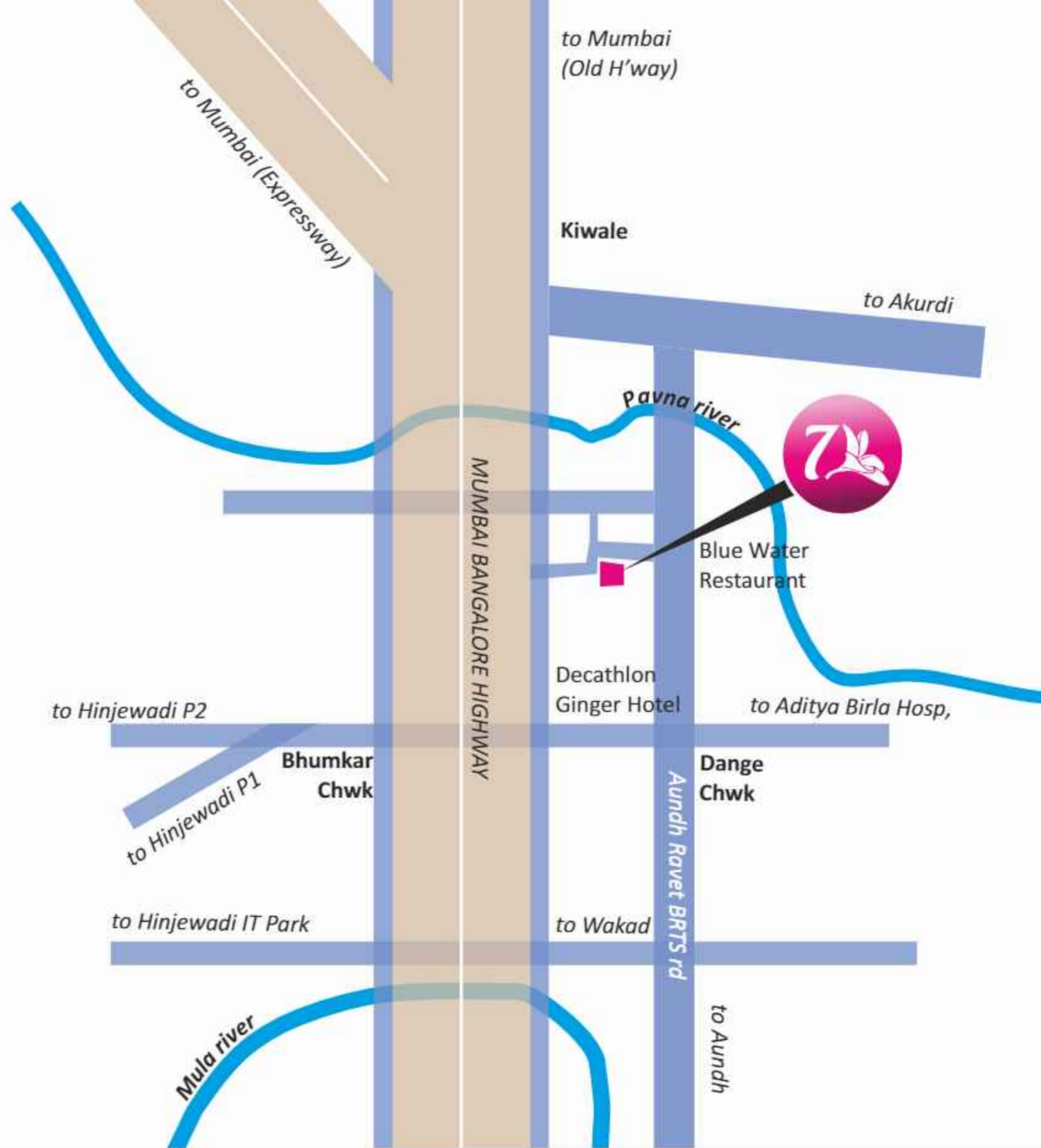
Water Treatment Plant-
Water softening and purification plant



MODEL
FLAT (4BHK)

Dining Area

ACTUAL PHOTOGRAPH



The DRIVE Series

A PART OF
THE DRIVE SERIES COLLECTIVE

WHAT DRIVES YOU?

The Drive Series Collective is a distinctive portfolio of projects that redefine excellence and set benchmarks of style, design and premium quality. Best practices and the latest construction processes are in play here. The best specifications, top-of-the-line technology, superior materials, thorough checks & audits combine with inspirational architecture, provide a product that is global yet deeply personal. With a home from The Drive Series Collective, you are the owner of an elite home that few can compare with.

43 Privet Drive
BALEWADI

7 Plumeria Drive
live the change
nr Dange Chowk

32 Pinewood Drive
HINJEWADI 3

The Drive Series Collective

TEL 74986 34809

www.thedrives.in

7 Plumeria Drive, Survey No 7,
Aundh - Ravet BRTS rd.,
Near Ravet Bridge,
Pune 411033

H.O.
BA Gateway,
1620 Aundh, Nr Sakal Nagar,
Baner road,
Pune 411 007



RERA no P52100023970
PHASE 02



RERA no P52100050087
PHASE 03

HINJEWADI IT PARK 04 KM
EXPRESSWAY ENTRY / EXIT 04 KM
D-MART 02 KM
DECATHLON 3.5 KM
HOTEL SAYAJI 05 KM
DY PATIL COLLEGE, AKURDI 02 KM
BLUE RIDGE SCHOOL 10 KM
ADITYA BIRLA HOSPITAL 05 KM
DANGE CHOWK 3.5 KM
INDIRA NATIONAL SCHOOL 2 KM
PHOENIX MALL (upcoming) 5 KM
SHREE SHIV CHHATRAPATI SPORTS COMPLEX 08KM
BALEWADI HIGH ST 10 KM



43 PRIVET DRIVE
Balewadi

UNNATI
Nere

32 PINWOOD DRIVE
Hinjewadi 3

BA IRIS
Wagholi

7 PLUMERIA DRIVE
Tathawade

BA VERMONT
Wagholi

173 WEST OAKS
Wakad

SWARAJ
Moshi

LATITUDE
Wakad

BA SWADESHA
Moshi



43 PRIVET DRIVE
Balewadi

LIFE 360 DEGREE
Rahatni

32 PINWOOD DRIVE
Hinjewadi 3

HAPPY CITY
Talegaon

7 PLUMERIA DRIVE
Tathawade

AIKONIC
Talegaon

173 WEST OAKS
Wakad

ECO CITY 2.0
Talegaon

LATITUDE
Wakad

WEEKENDER Bird's View
Kamshet

UNNATI
Nere

www.bhandariassociates.co.in

www.namratagroup.com